

📍 ZA SUD VAL DE MODER BP 90015
67350 NIEDERMODERN-FRANCE
☎ Tél : +33 (0)3 88 07 73 34
✉ mail : contact@stabline.com




STABline

STABfirst 2000 x 1000 x 10 MM

Plaques de Roulage en Polyéthylène:

- Protection des sols vulnérables (gazon, bitume, pavés...)
- Accès facile sur sols instables (boue, neige, sable)
- Durabilité élevée, 100% recyclée PE
- Imputrescibles et flexibles
- 1 Face larmée antidérapante
- 4 Perçages
- Faciles à manipuler, installation aisé
- Poids 19kg
- Idéales pour chantiers et aménagements paysagers.
- Possibilité de les connecter entre elles, 4 trous dans les coins, pour créer des zones de travail ou des chemins d'accès.



	STABfirst
Longueur	2000 mm
Largeur	1000 mm
Épaisseur	10 mm
Poids	19 kg




STABfirst 1/2

2000 x 500 x 10 MM

STABline

Plaques de Roulage en Polyéthylène:

- Protection des sols vulnérables (gazon, bitume, pavés...)
- Accès facile sur sols instables (boue, neige, sable)
- Durabilité élevée, 100% recyclée PE
- Imputrescibles et flexibles
- 1 Face larmée antidérapante
- 2 Perçages
- Faciles à manipuler, installation aisée
- Poids 8kg
- Idéales pour chantiers et aménagements paysagers.
- Possibilité de les connecter entre elles, 2 trous dans les coins, pour créer des zones de travail ou des chemins d'accès.



	STABfirst
Longueur	2000 mm
Largeur	500 mm
Épaisseur	10 mm
Poids	8 kg

Material Data Sheet

Physical Properties	Testmethod (DIN)	Unit	High Density Stabline PE
---------------------	------------------	------	--------------------------

Description	DIN 7728		PE-HMW
Specific gravity	ISO 1183/A	g/cm ³	> 0,955
Mean molecular weight	Viskosimetri c	Mio. g/mol	~ 2-4
Waterabsorption at 23°C, 50% humidity	ISO 62	%	< 0,01

Mechanical properties mesured at normalclimate, ISI 291-23/50

Abrasion factor (sand Slurry test)	On base of DIN 58 836	Intern test method	≥ 150
Yield Stress	ISO 527 part 1 & 2	MPa	~ 15-20
Ultimate Tensile Strength	DIN 53455	MPa	37
Elongation at Yield stress	ISO 527	%	> 20
Nominal Elongation	50 mm/min.	%	> 50
Modulus of elasticity (tensile)	ISO 527	MPa	~900
Impact strength	DIN 53 453 ISO 179	kJ/m ²	No break
Impact strength Charpy	ISO 11542-2	kJ/ m ²	> 100
Shore-hardness D	ISO 868 R	D skala	~ 62 - 66
Ball indentation hardness	ISO 2039- 1 (358/30)	Mpa	40

Thermal properties

Thermal conductivity at 23°C	resistance wire methode	W m • K	> 0,40
Coefficient of expansion between 23-80°C	ISO 11359 Part 1 & 2	°C – 1	~ 1,5 • 10 ⁻⁴
max. use temperature (dependent on mechanical stress)	T mo (short time)	°C	~ + 110
	T mo (long term)	~°C	- 200 to + 80
Vicat-softening temperature	VST/B/50 ISO 306	°C	~ + 80

Electrical properties, ISO 291-23/50

Dielectric strength	IEC 243-1	KV/mm	~40
Insulation resistance	IEC 93	Ω • m	~ 10 ⁹
Surface resistance	IEC 93	Ω	~ 10 ⁹

The data presented in this section are to be seen as a guide and may vary depending on the processing method and test specimen used. In general, the figures are averages of tests performed on extruded sheets with a thickness of 4 mm. In the case of sheets manufactured by means of pressing, testing is generally performed on sheets with a thickness of 20 mm. Deviations may be possible if sheets are not available in these specific thicknesses. The suitability of a material for a specific area of application must be checked by the processor or end user. All technical specifications are provided only as a guide for planning purposes. They do not constitute a guarantee of specific properties or qualities. For further information, please contact us under contact@stabline.com

ZA SUD VAL DE MODER
BP 90015
67350 NIEDERMODERN-FRANCE
Tél : +33 (0)3 88 07 73 34
Fax : +33 (0)3 88 07 07 05
✉ mail : contact@stabline.com
www.stabline.com



Dear Customer

On June 1, 2007, the European chemicals law which had applied up to that date was replaced by the so-called REACH Regulation (EU Regulation 1907/2006/EC). REACH stands for **R**egistration **E**valuation, **A**uthorisation and **R**estriction of **C**hemicals. One of the rules specified by the REACH Regulation is that all substances (chemicals and preparations) which are manufactured in the EU or are imported to the EU have to be pre-registered and registered with the European Chemicals Agency (ECHA). The REACH Regulation applies to chemicals and preparations. Polymers are explicitly excluded from registration and evaluation (as per Article 2 Para. 9).

The STABline range of products comprises semifinished parts, pipes and fittings which are made solely of polymer materials. Therefore, they are not subject to the REACH Regulation.

As a plastics processing company, we cannot have our products registered, nor are we obliged to. Within the scope of the supply chain described by REACH, plastics processing companies are so-called "downstream users". One of our obligations as downstream users is to verify the fact that our own suppliers handle the raw materials delivered to us in a REACH-compliant manner.

We met our obligations within this area during the pre-registration phase from 1.6. - 30.11.2008. If the availability of individual raw materials is limited by REACH in future, we will switch to REACH-compliant alternatives.

In addition, we are obliged to disclose information about the constituents of our products: we confirm that our products do not contain any substances in concentrations of > 0.1% (w/w) which are on the candidate list (Candidate List of **S**ubstances of **V**ery **H**igh **C**oncern, SVHC) issued by the European Chemicals Agency (ECHA).

As downstream users, we are enjoined to inform our suppliers how the raw materials delivered to us are used (in our case: manufacture of semi-finished plastics, pipes, fittings and finished products by means of extrusion, pressing and injection moulding) so that the use becomes a so-called "identified use".

In order to improve the exchange of information along the supply chain, it is advantageous to also receive information about how our customers subject our products to further processing. Please feel free to pass this information on to us by contacting us.

SAFETY DATA SHEET according to 1907/2006/EC Article 31

Revision: 07 / 2009

1. Identification of Manufacturer details:	FAHRNER-STABline ZA Sud Val de Moder 67 350 NIEDERMODERN
2. Possible dangers	unknown
3. Composition / Indications to Components	Chemical characteristics: polymer of ethylene CAS-number: not necessary
4. First-aid measures	General comment: medical aid is not necessary First-aid measures: none Routes of exposure: none Symptoms / effects: none
5. Fire-fighting measures	Suitable fire-fighting appliance: water fog, foam, fire fighting powder, carbon dioxide Hazard warning notice: not applicable
6. Measures in case of unintended Release	Person-related measures: none Environmental protection measures: not applicable Cleaning equipment: not applicable Unsuitable cleaning products: not applicable
7. Handling and storage	Handling: no special regulations must be observed Storage: unlimited good storage property
8. Limitation of exposition	Special design of techn. processing facilities: not required Tolerance levels: none Exposure measurement procedures: none Respiratory protection: not required Eye protection: not required Body protection: not required
9. Physical and chemical properties	<p><u>Phenotype</u> Phenotype / form: semi-finished product, solid state Colour: multicolor to black Smell: not applicable</p> <p><u>Change of state</u> Crystalline melting range: 126-130 °C Flash point: not applicable Flash point: ~ 350 °C</p> <p><u>Other remarks</u> Density: 0.955 g/cm³</p>

Page: 1 of 2

Safety Data Sheet according to 1907/2006/EC Article 31



10. Stability and reactivity	Thermal decomposition: above appr. 300 °C Dangerous decomposition products: Besides carbon black also carbon dioxide and water as well as low molecular parts of PE will develop during the burning process. In case of incomplete burning also carbon monoxide may arise. Use of stabilisers: none Exothermic reactions: none Notices regarding state of aggregation: none Conditions to be avoided: none Substances/media to be avoided: none
11. Toxic indications	During several years of usage no effects being harmful for the health were observed.
12. Ecological indications	No biodegradation, no solubility in water, no effects being harmful to the environment must be expected. Mobility: not applicable Accumulation: not applicable Eco-toxicity: not applicable
13. Waste-disposal indications	Can be recycled or can be disposed of together with household rubbish (acc. to local regulations). Waste key for the unused product: EAK-Code 120 105 Waste name: waste of polyolefine
14. Transport indications	No dangerous product in respect to / according to transport regulations Notice/symbol transport containers: none Special marking for containers: none
15. Instructions	Marking according to GefStoffV/EG: no obligation for marking Water danger class: class 0 (self classification) Domestic requirements to be observed: none
16. Further Indications	The indications are based on our todays knowledge. They are meant to describe our products in respect to safety requirements. They do not represent any guarantee of the legal guarantee regulations.

STABline® Dunnage Outrigger Pads – Guidance On Safe Use

STABline® Dunnage Outrigger pads are produced to spread loads imposed by stabilizer jacks upon the surface on which they are deployed and to act as a load spread/ leveling pad in lieu of timber sleepers.


















Pad choice should be made taking into account the type of duty and conditions likely to be encountered during operations.

The ground beneath the pads should always be firm and level. An appropriate investigation should establish the bearing capacity of the ground to be loaded to ensure the pad area is sufficient to avoid exceeding permissible bearing capacity limits.

The size / make up of a load spread pad for any given load is dependent upon the bearing capacity of the ground, the applied load and the area over which the load is applied.

Plant operator training programs should include training on the use / deployment of stabilizer pads and leveling dunnage outrigger pads and they should only be used by qualified operators.

The following general rules should apply at all times:

-   When handling **STABline® Dunnage Outrigger pads** always wear appropriate personal protective equipment. Gloves, safety footwear and high visibility vest as a minimum
-  Remove dunnage outrigger pads from the secure stowage bracket / position
-  Ensure the dunnage outrigger pads is clean and free of debris prior to use
-   Check the dunnage outrigger pads layout / size is correct for the item of plant / planned works
-    Position vehicle on firm and level ground, as per manufacturers instructions
-  Extend outrigger beams as per manufacturers instructions
-   Employing best practice manual handling technique place dunnage outrigger pads set up centrally beneath the vertical jacks, ensuring there is no debris beneath the dunnage outrigger pads and that it has full contact area with the ground beneath it. A sand bed may be required to ensure optimum load spread
-  Apply stabilizer loads to the dunnage outrigger pads ensuring central location as the legs are deployed
-  Ensure there is no deformation excessive movement / settlement beneath or surrounding the dunnage outrigger pads prior to commencing work. If any doubt exists regarding pad / ground suitability do not proceed / terminate operations and seek advice from a suitably competent person
-  Ensure constant vigilance / regular inspection of the dunnage outrigger pads / surrounding ground
-  Similarly, during operations; if in any doubts exist regarding dunnage outrigger pads / ground suitability do not proceed / terminate operations and seek advice from a suitably competent person
-  Upon completion of operations, clean off the dunnage outrigger pads and ensure safe / secure stowage on the vehicle for transit

ZA SUD VAL DE MODER
BP 90015
67350 NIEDERMODERN-FRANCE
Tél : +33 (0)3 88 07 73 34
Fax : +33 (0)3 88 07 07 05
✉ mail : contact@stabline.com
www.stabline.com



Additional Guidance Notes:

- Dunnage outrigger pads should not be used to bridge voids.
- Dunnage outrigger pads should not be used on brittle surfaces such as manhole covers and drain grating.
- Dunnage outrigger pads should not be used to impose loads beyond the minimum required distance from the edge of excavations, river banks, sea walls and similar hazardous situations.
- Dunnage outrigger pads deformation is an indication that the loading / ground conditions require a higher specification pad.
- Dunnage outrigger pads which become deformed should be replaced.
- Dunnage outrigger pads and lifting handles should be regularly checked for wear and security and replaced if necessary.
- Dunnage outrigger pads should be stored away from heat sources likely to exceed 80°C.
- To avoid the typical low friction cut face of newly produced Outriggers pads, the **STABline[®] Dunnage Outrigger pads** could be provided with a unique safety grip finish to both upper or/and lower face.

Only this surface, combined with *STABline[®]* unbreakable engineered Thermoplastic construction will offer you a maximum of Safety and Security to your Staff !

For more informations or advices, please visit our website www.stabline.com or contact us by phone +33 388 077 334 or mail contact@stabline.com

IPAF ADVICES – please take them in consideration!

The infographic features several panels illustrating safety advice:

- Top Left:** IPAF logo and a small icon of a scissor lift.
- Top Right:** A panel with a checkmark icon showing a scissor lift on a flat, level surface.
- Middle Left (Top):** A panel with a red prohibition sign showing a scissor lift on a surface with a significant height difference.
- Middle Left (Bottom):** A panel with a red prohibition sign showing a scissor lift on a sloped surface.
- Middle Right (Top):** A panel with a red prohibition sign showing a scissor lift on a curved or uneven surface.
- Middle Right (Bottom):** A panel with a red prohibition sign showing a scissor lift on a surface with a downward slope, indicated by a downward arrow.
- Bottom Left:** A hand holding a PAL (Powered Access Licence) card for Tim Waterstone, issued by IPAF. The card includes the number OP/0115084, an assessed date of 09/01/08, and an expiry date of 31/01/13.
- Bottom Center:** Text for the International Powered Access Federation: info@ipaf.org and www.ipaf.org.
- Bottom Right:** A graphic showing a scissor lift, a PAL card, and a checkmark, indicating that having a PAL is essential for safe operation.